

01 EDW °ohär har ja gjort fel (nu igen).°°
 °°here I've done a mistake (now again).°°
 02 (3.0)
 03 EDW här, ja har gjort den li:njen fe:l.
 here, I've done this li:ne wro:ng.
 04 SAR h[mɔ̃]
 05 EDW [°°°(+) °°°
 edw +deletes line--->
 06 SAR vi kan ju bara ta bo#rt den om du vill. (.) backa,
 we can ju just delete it if you like. (.) reverse,
 fig #fig.2.1
 07 EDW >a=nä< (.)+ ja nä:: de går bra: me strecket +där.
 >yeah=no< (.) yeah no:: it wo:rks fi:ne with the line there.
 edw --->+ +deletes part of x-axis---

08 SAR ja?+
 yeah?
 edw -->+
 09 (1.2)
 10 EDW ja ja. °°°() °°°
 yeah yeah. °°°() °°°
 11 (1.3)#+(2.1)
 edw +retraces deleted part--->
 fig #fig.2.2
 12 EDW *får vi la:ga: så,+
 we'll fi:x it: there,
 edw --->+
 sar *marks units on the axes--->
 13 SAR m#:?
 fig #fig.2.3

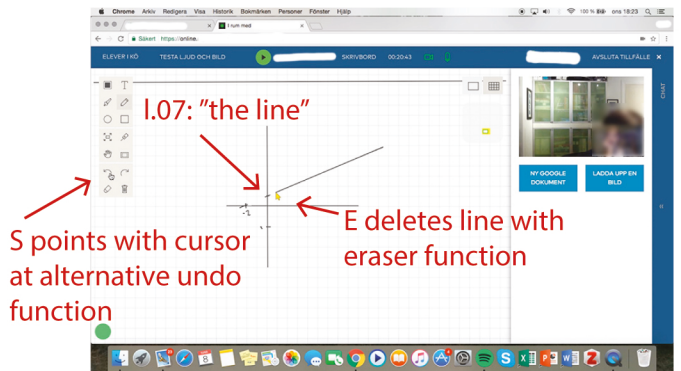


figure 2.1

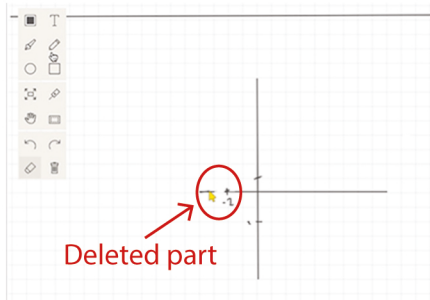


figure 2.2

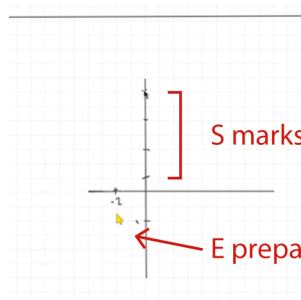


figure 2.3

14 EDW sen- (.) så nu ska vi ha:: (.) mellan mi:nus ett å ett.*
 then- (.) so now we should ha::ve (.) between mi:nus one an' one.
 sar --->*

15 +(2.3)
 edw +draws straight line--->1.18

16 EDW så: va. (.) de: blir nog bra.
 the:re then. (.) tha:t will probably be good.

17 (2.2)
 18 SAR dä:r ja, +m?
 the:re yes, m?
 edw --->+

19 (2.2)
 20 EDW ja, ok*ej, sen (.) s#ka ha en bö:j.
 yeah, okay, then (.) should have a be:nd.
 sar *continues marking units--->
 fig #fig.2.4

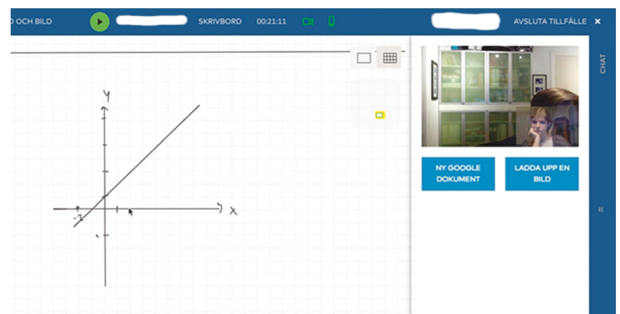


figure 2.4